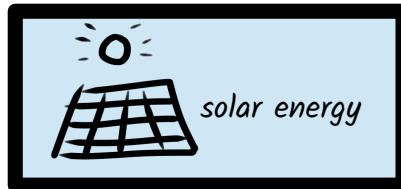


Smart cardboard prototype

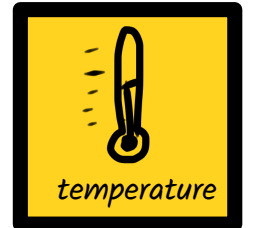


How does your smart prototype work? Add to your prototype made of cardboard with these sensors and other functions!

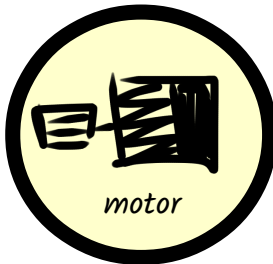
Power source



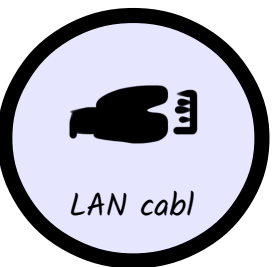
Sensors



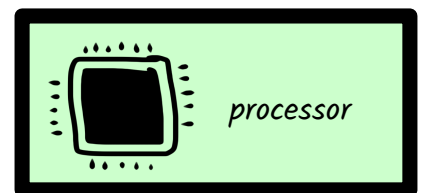
Interaktion



Connection



Processor



This project has received funding from the European Union's Horizon 2020 research and innovation programme under grant agreement No 770063



CC BY 4.0
(<https://creativecommons.org/licenses/by/4.0>)
DOIT <http://DOIT-Europe.net> | H2020-770063

Smarter prototype: Presentation sign



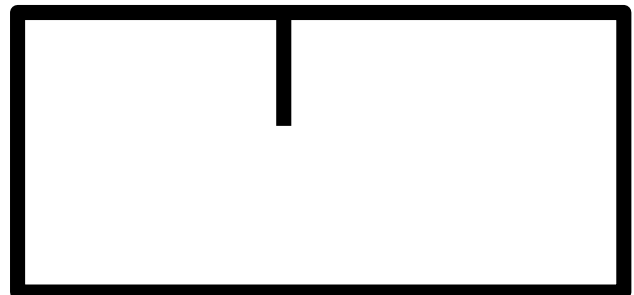
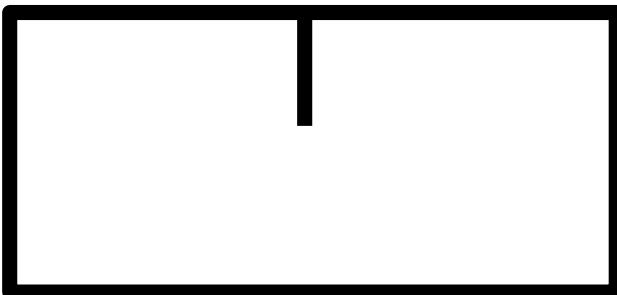
Stick this sheet on cardboard, fill it out and make a presentation stand for your prototype!

Which data is collected with which sensors?

How and where is the data stored and sent?

How is the data used and/or displayed?

Feet for the stand



This project has received funding from the European Union's Horizon 2020 research and innovation programme under grant agreement No 770063



CC BY 4.0
(<https://creativecommons.org/licenses/by/4.0>)
DOIT <http://DOIT-Europe.net> | H2020-770063